

The Colonial Woodcutter

August 2011

The President's Angle

Executive Board

Andy Borland
President

Jim Francis
1st Vice President

Lee Marshall
2nd Vice President

Doug Richardson
Treasurer

Bambi Sublett
Secretary

Harlan Ray Jr.
Membership Chairman

Hugh Houghton
Program Chairman

Emmie Marshall
Historian

Our Website = www.awwg.org

Please address all correspondence to:

The Colonial Woodcutter

Annapolis Woodworkers Guild

P.O. Box 6001

Annapolis, MD. 21401

Editor: Lee Marshall

Photographs by: Doc Bohlman

General Membership Meetings

2nd Thursday of each month 7 PM

Davidsonville United Methodist Church

819 W. Central Ave.,

Davidsonville, MD. 21035

Visitors are welcome

Executive Board Meetings

4th Thursday of each month 7PM

Davidsonville United Methodist Church

Members welcome

Annual Membership Dues \$35

For information on the Annapolis

Woodworkers' Guild call:

301-912-3132 or 410-695-0723

Email – info@awwg.org

Greetings Woodworkers,

Well, guess where I have been most of this week?

I have been cleaning my shop. It seems that it is a never ending job for me. Even though I try to put everything away and have a rule to put ten things back where they belong when I enter my shop it still can overwhelm me. Some people say that if your shop is clean then you must not be doing anything in it. However, we all know a clean shop is a much safer environment. Let's all work toward that goal and make our shops a safer place to have fun.

That being said I need to apologize to Jim Francis because we missed his safety talk and video. Jim, you are on next week for sure.

Again, I ask you to bring your projects to Show and Tell. Jack Hirrlinger is looking for you and that is a great part of our program. We all learn from each other, the good and the bad. It could be a project from the past or anytime, but get involved and bring a project to the meeting.

The Benson Hammond House Project is almost ready to go.

Volunteer if you can, it is certainly worthwhile and your skills will improve.

Fine Woodworking Magazine put out a great special this month on maintenance of the tools in your shop. It is worth the ten bucks to be sure you are doing your maintenance correctly.

And finally, wear your name tags at the meeting. It makes getting to know one another so much easier.

Yours in woodworking,

Andy

AUGUST SPEAKER – Peter Paglia of Atlantic Woodworks. He will be discussing how they bend wood to make guitars and how they get the high shine finish on guitars. Peter owns the shop where Jim Cunningham makes his guitars-Jim has a gig every Thursday night at the Wild Orchid.

Good news, a member has come forward to be a co-editor of the newsletter. Once he becomes comfortable with the process you will see his name show up as Editor on the issues he takes care of.



GENERAL MEMBERSHIP MEETING

(GMM), August 11, 2011 (By D. Scrivens)

I. GENERAL BUSINESS:

Pat Applegate reported that the preparations for the \$10 workshop with **Mario Rodriguez** were nearly complete. For only \$10, it was a real bargain to spend a day with a headliner such as **Mr. Rodriguez**.

Andy Borland asked for a show of hands of those who would be interested in buying an **AWG tee shirt** or **baseball cap**. The proposal seemed to have general support.

Lee Marshall announced that changes to our **AWG bylaws** are a multi-month process. Changes will continue to be hammered out by committee, presented to the AWG Board and eventually presented to the general membership in writing for two months and finally to the general membership for approval.

Andy Borland continued his research into the essence of **the box**. His most recent effort was constructed of rough, weathered boards held together with corner



splines. It is his purpose to construct a number of boxes using a variety of techniques, tools and stock. Many of us look

forward to hearing what he has learned from each new exercise.

Andy Borland gave **AWG Librarian Bob Bridges** a grand plug. Andy pointed with pride at Bob's relatively small aluminum case stating that holds DVD's on the widest range of woodworking subjects. Bob and his wonderful case of knowledge attend most general meetings. Also, Bob will order new DVD's if the need is there. We are each and all invited to use this valuable learning resource.

II. SAFTEY : - NADA

III. QUESTION BOX/WHAT'S NEW: - NADA

IV. DOOR PRIZE:

Hugh Houghton won the gift certificate, **Virgil Ramey** won a compact disk (Hal Taylor's Making Rocking Chairs), , and



Roy Leverone scooped up the note and pencil holder (*we will need to remember to turn the projector off so not to get the psychedelic effect SORRY ROY*).

V. SHOW AND TELL:

Mike Arndt explained how to make an attractive **dental molding** such as you might use along the cornice of a room or even on the exterior of a building.




Mike was using it along the cornice of a large case piece of furniture. The molding is made much the same as string of box joints which when completed is turned over and another length of mortises are let into the interspaces between the original cuts. This work is best done on a table saw using dado blades or on a router table. It is of course essential to calibrate the saw or router stop with precision and to hold the piece tightly against the stop pin.

Denny Scrivens talked about the **story stick** which, surprisingly, quite a large number of those present had never heard of. Basically, a story stick is used in making case pieces using a piece of scrap lumber as long as the case is to be in height. One side of the stick is used to delineate and mark off the various components of the interior of the case such as shelves and drawers. The other side of the stick is used to delineate and mark off the features of the exterior face frame of the case such as case and door frame rails, window mullions, moldings, etc. A story stick is a handy reference for laying out a face frame and for use in checking that construction of a piece is staying on plan.



Don Wilson presented the **centering pin**, another handy though inexpensive tool that can be made in one's own shop. Centering pins have also appeared in some tool catalogs. The centering pin is used with drill

presses, routers, even lathes to find dead-center on a piece into which you wish to make a hole. Don machined a four inch piece of 1/4 inch steel rod to a sharp point. In practice the sharpened point should consistently mark the exact center when used in drill press or with a plunge router or in a lathe set up.



Bambi Sublett brought in her alternative to working with a mouthful of nails or deck screws. She had taken



a tough leather work glove, cut off the fingers and thumb and attached a magnate to the back. Her fingers thus freed she can take a number of nails and place them on the magnate and be able to work with both hands without the loss of touch of a gloved hand or the taste of greasy metal.

Tom Lahdelma shared two rather rare samples of wood with the group. He showed pieces of **Chinese chestnut** and **chestnut oak** which were virtually indistinguishable one from the other. Both lumbers are



used for the same purposes, furniture, flooring, general construction, etc. Tom, of course, is a member of the team that runs the big saw mill at Kinder Park and thus comes up with all sorts of lumber.

Bud Powel brought in a huge nut and bolt turned from a piece of Maple and Walnut that he used for physical therapy for a hand injury. (below left picture).




Jerry Lacey, in response to a request from his son for a stand to hold a trophy volleyball, Jerry produced these stands with the curved portion of the stand made from bending the wood (above right picture). He has also come up with a **router bit** that makes a 60° cut with the top part of the bit and a 30° cut with the bottom. Using a router with this bit one can produce six, eight and twelve-sided products

VI. SPEAKER:

This month's speaker was **CLIFF W. ROBERTSON**, a likeable young man whose chosen career it is to



make traditional furniture. In testament to his vocation he displayed his first one of a rather nicely made



Sheridan side chair. Mr. Robertson explained how he solved various problems that arose in making the chair including the making of specialized tools needed to complete the job. He was especially pleased with the

way he solved the making of a piece that required turning it on two axis'. As is usually the case, there is always something to learn from our monthly speakers. For example, I have never understood how to draw using two perspectives. Mr. Robertson's explanation made it crystal clear. To see more creations by C.W. Robertson visit his web site at <http://www.traditionalcabinetmakers.com> or phone him at 443-904-6759 to arrange to visit his facility in Parkton, MD.

AWG MENTOR LIST:

We are still looking for members who are willing to be mentors in the following areas: Band Saw; Dust Collection; Finishing Methods; Sharpening; Reading and Understanding Plans; Equipment Maintenance. Or if you have a skill that is not listed please let us know. The AWG Mentor list follows in this format:

Subject; Name/Phone/Email

Antique furniture restoration; Quinan, Johnstone/ 410-956-5428/ ;

Brushed Shellac ~ Hand planes; Applegate, Patrick /410-426-8287/ pappleg@jhmi.edu

Carving ~ Inlaying; Scrivens, Jay D. /410-544-3247/ jdscrivens@verizon.net;

Clock Making; Stone, Ed / 301-464-8079 / edwhstone@comcast.net;

Finish repair ~ Furniture repair; Arndt, Michael/ 410-551-8588/ MarylandWoodPro@gmail.com;

Hand planes; Ames, Donald /410-268-0509/ dfames@verizon.net

Routing ~ Laminating; Houghton, Hugh/ 410 -263-8615 / hjhoughton@comcast.net;

Routing ~ Raised panels ~ Toys; Bodnar, Joseph A./ 301- 390-0484/ joebflies@comcast.net;

Scrollsaw; Allred, Win /301- 587-3821 / winallred@yahoo.com ;

Scrollsaw; Dodson, Paul/ 410 -760-5382/ pdwoodcrafts@verizon.net

Stains ~ Hand rubbed oil finish; Sparks, Roy A/ 302 -337-1016/ ;

Tooling ~ Cabinet making; Ashby, Robert /410 -969-2910/ toolsrus58@comcast.net

Toys ~ Electrical Problems; Hirtlinger, Jack/ 410-798-1339/ tjhirr@verizon.net

REMINDER – if the AACO schools are closed due to bad weather there is no Guild Meeting that evening.

MEMBERSHIP NEWS:

Welcome to four new members: **Russell Battaglia, Fritz Musser, John Sommer, and John Veach.**

Please remember to wear your nametags at our General Membership Meetings (GMM). If any of your information has changed (email, phone number, address, etc.) or you need a new name tag; contact Harlan Ray Jr. (Membership Chair) or send your changes to the Guild email address (info@awwg.org) for updating of the membership database. To ensure database integrity only the individual member can request changes to their information.

You can renew your membership (pay your annual dues) at a GMM, via US Postal System snail mail, **OR NOW, ON-LINE** via the Guild's web site calendar page, using your credit card through the service of PayPal (www.awwg.org/awg_calendar.htm) . If you want to receive your copy of the newsletter via email (exact same content as paper copy) or you want to be added to the informational emailing list, send your request to the Guild's email address and you will be added to the appropriate list, likewise, if you want to be removed from one of the lists.

The Membership committee is trying something new this month, the sending of Membership renewal notices via email.

FROM THE EXECUTIVE BOARD METING –

Bob Bridgers is looking for a member to assist with the DVD section of the Guild Library.

Mario Rodriguez class – as of the Board meeting (28 July) only 40 Guild members have signed up to attend the Saturday session. Of those 40 registrants 22 asked to be included in the drawing for the Sunday session. The results of the drawing follow:

15 Members names drawn, in order; Rich Valentich; Bernie Lammers; Leland Bryton; Leo Bessenhoffer; Bob Bridgers; Nick Carlucci; Delores Williamson; Mike Arndt; Virgil Ramey; Jim Church; Al Veiel; Stephanie Billon-Wolfe; Doug Richardson; Bob Ashby; Bill Hallow. 3 alternates were selected: Jim Francis; Paul Dodson; Melva Daniel.

Look for a review of the two sessions in next month's newsletter.

Benson-Hammond House Project – Planning is progressing, **Harlan Ray Jr.** will be getting in touch with the members that signed up to help with this project.

TOY PARTS – The Guild received a donation of various parts for building toys; wheels, axels, pegs, etc. **Lee Marshall** received them for the Guild and will provide an inventory at the next GMM for those interested in making toys for Sarah's House this year.

PROPOSED BY-LAW CHANGE

The following proposed By-Law changes have been approved by the Executive Board for general membership review and approval.

Change 1 – Move the sentence defining the Guild’s fiscal year from the Endowment Committee section to the Financial Committee section.

Change 2 – Add section on how to dissolve the Guild if it ever becomes necessary in the future.

Change 3 – Renumber sections as appropriate. The following are the proposed changes:

Change 1 – Sentence to be moved:

The AWG fiscal year shall be from 1 June of the calendar year through 31 May of the next calendar year.

Change 2 – Section to be added:

ARTICLE X. DISSOLUTION OF THE GUILD:

If and when it becomes necessary to dissolve the AWG the following procedures apply:

1. A recommendation to dissolve the AWG must be approved by two thirds of the Elected Officers at a regularly scheduled Executive Board meeting.
2. The recommendation to dissolve must be published in the next issue of the Guilds newsletter for membership review.
3. The recommendation to dissolve must be explained at the next regular General Membership Meeting. A motion to accept the recommendation will be made, seconded, and discussed. There being a meeting quorum, a simple majority of members present is required to approve the motion to dissolve.
4. In the event of dissolution, the Executive Board shall dispose of all of the net assets of the Guild exclusively to such organization(s) which are organized and operated exclusively for charitable or educational purposes as shall at the time qualify as an exempt organization under section 501(c)(3) of the Internal Revenue Code.
5. To eliminate any perceived conflict of interest, none of the Elected Officers voting for dissolution can be a member the organization(s) selected to receive the Guilds assets.

Change 3 – Renumbering of the affected sections will be accomplished upon publication of the amended By-Laws.



Larger Show & Tell Pictures:

Denny Scrivens Story Stick



Andy's natural finish box.



Bud's physical therapy helper




Jerry's Volleyball holder



Bambi's Magnetic glove



Mike's Dental molding



Tom's two varieties of Chestnut wood

