

# The Colonial Woodcutter

## The Newsletter of the Annapolis Woodworkers Guild

Meeting 7:00 PM May 12, Davidson United Methodist Church

Johann von Katzenelnbogen

May 2022



# Contents

May 2022 President's Message.....	3
Monthly Meeting.....	4
May Speaker: Johann von Katzenelnbogen.....	4
May Meeting's Raffle .....	5
April Members' Meeting .....	6
Show and Tell Night.....	6
April Raffle Winners.....	16
Sawdust and Shavings .....	17
A Piece by Harry Chavez .....	17
Dolphin Clock by Jim Francis .....	18
Shop of the Month.....	21
Paul Dodson.....	21
AWG Member Mentors.....	24
AWG OFFICERS .....	25
AWG's Supporting Vendors.....	26

## *Newsletter Submissions*


If you have new projects, tools or fixtures that may interest to others, or if you have found a wood related news story, please share them with the Guild. Send a description, with pictures if possible, for inclusion in the *Colonial Woodcutter* to the editor, Duncan Adams at [duncanladams@gmail.com](mailto:duncanladams@gmail.com). Items submitted by the first Thursday of the month will be published.

Many thanks to those who contributed to this months' issue.

# May 2022 President's Message

Greetings Guild Members:

Per the by-laws of the Annapolis Woodworkers Guild, our annual election of officers occurs in May and my term as the President of the Guild concludes. I'm honored to have served as your president for the past year. The current 1<sup>st</sup> Vice-President, Ken Davis, becomes President effective June 1, 2022. We continue to look for someone to fill the position of 1<sup>st</sup> Vice-President and need to fill this position as soon as possible. For over thirty years, the Guild has depended on its members to step into leadership roles and continue the mission of the Guild. I know people are reluctant to step forward, but please consider becoming the 1<sup>st</sup> Vice-President. Serving the Guild requires a little time and effort and keeps our organization moving forward, especially during these challenging times. If you are interested, please email me or any of the Board of Directors.



After two years of meeting by Zoom, the Guild finally returned to in-person meetings on Thursday, April 7, 2022, at the Davidsonville United Methodist Church. Nearly forty members attended the meeting and we were able to fill the two-hour meeting with Guild business, the show and tell presentation, and the raffle. Sixteen members displayed a variety of projects and showed excellent craftsmanship. For our May meeting, we'll return to the regular second Thursday of the month date, May 12, 2022, at 7:00 PM. We'll continue to ask everyone that attends the meeting to observe proper health guidelines. Face masks are not required but strongly encouraged. The Guild will have hand sanitizer and face masks available.

During the pandemic, members may have been hesitant to continue their membership in the Guild. We are, however, still accepting 2022 membership dues. If you have not paid please mail a check for \$50.00 to Vince Antonioli, our Treasurer, or go to the Annapolis Woodworkers Guild website and pay by PayPal. You can also pay at our next meeting. Thank you to everyone that has paid for the 2022 year.

Finally, it's been an honor to serve as the President of the Guild for the past year. Many members of the organization have helped me during my time in office. I want to especially thank Vince Antonioli for his knowledge in the financial operation of the Guild; Rick Hodgdon for providing his personal Zoom account so we can conduct our General Meeting as well as the Board of Directors meeting; Paul Dodson for coordinating the annual Christmas party and 30<sup>th</sup> Anniversary picnic; to Andy Borland and crew for keeping the Guild's chartable efforts going during these difficult times, to the Board of Directors for their honest feedback on challenging issues, to Phil Christenson and Chris Desautels for coordinating the monthly guest speaker, to Carl Wick and Duncan Adams for keeping us informed through an excellent newsletter; and to all the members that have continued with us during these challenging times. Also, I want to congratulate Ken Davis as he becomes our new president and I look forward to supporting and working with him in the future. Congratulations Ken!

Bill Schneck

# Monthly Meeting

Thursday, May 12th, 2022; 7:00PM


Davidsonville United Methodist Church

819 W Central Ave, Davidsonville, MD 21035

Please join us for our May meeting of the Guild. Please consider contributing to the “show-n-tell.” This is your chance to show off what you’ve been making these past two years.

## May Speaker: Johann von Katzenelnbogen

At the age of four, Johann von Katzenelnbogen began woodworking, when he sneaked into the maintenance shop on his family estate one Sunday morning and made a cutting board intended as a birthday present for the cook. As he grew older, he became more and more interested in historical furniture and spent his high-school years building scale reproductions of both furniture and rooms. In college he studied Interior and furniture design as well as fine art. Since 1997 he has been working full time running his furniture and interior woodworking company, Johann International. Johann’s primary passion is for medieval things, but well made, beautiful objects from all periods of history appeal to him. He has worked in many countries around the world. In the US, his work can be found in many private collections as well as the Dolly Madison House and the South African Embassy. Johann’s primary focus is working with hand tools.



## May Meeting's Raffle

The prizes in the May meeting raffle are pictured below. Be sure to get your tickets for a chance to win one of these great items.



**1 – Central Forge rabbet and fillister plane**



**2 – Wood River  
Circular saw blade cleaning tray**



**3 – Rockler \$50 gift card**

# April Members' Meeting

## Show and Tell Night

After two years of remote meetings President Bill Schneck opens the April members' meeting. This meeting featured an extended show and tell session in which many members shared their beautiful work. These pieces are presented in the following pages.



Harry Chavez and Paul Dodson (aka the “Scroll Saw Brothers”) brought an assortment of their recent work including intarsia and a pair of stage coach models.



Chris Desautels has made a set of dining room chairs and brought a sample, as well as the prototype chairs that he made to test the design. He also showed us an antique tool (detailed at lower right) that he found for making round tenons.







Jim Menefee has made a set of large blocks for his grandson.

Phil Christenson showed us two decorative boxes that he's made.





Phil Foster presented this lamp. The shade has translucent inserts made of mica.



Carl Wick and his decorative box.

Phil Carroll showed us this side table made of live edge walnut.






Paul Hansen brought two amazing cutting boards and this artsy bird house.



These pine and walnut bowls were turned and shared by Roger Young.



Bill Heath made these two beautiful serving trays.



Mike Mantich made this box featuring incredible veneer work.



Vince Antonioli showed off a floating serving board.



Rick Hodgdon brought this box – one of three that he made for his grandchildren. If you weren't there to see the design and workmanship in person you really missed out.



Dennis Harvey turned an assortment of pens for show, tell and give. Members who wanted one of Dennis' pens could take their pick.

Ken Davis made this urn box. Ken used the handsaw techniques learned from Shannon Rogers' box demonstration and Chris Desautels' dovetail talk.



Last but not least, here's Jack Herrlinger's wooden wagon. When pulled, this wagon stays level and at a constant height while rolling on elliptical wheels.



## April Raffle Winners

These lucky members won useful woodworking items in the April raffle. Always remember to get your tickets when you arrive.



**Ken Davis**  
**Buck Brothers plane**

**Duncan Adams**  
**\$50 Rockler gift card**

**Silvan Kaplan**  
**Rockler Glue**  
**Application Set**



# Sawdust and Shavings

## A Piece by Harry Chavez

The scrolled part came from reclaimed old oak. About 3/8" thick. The piece is about 11" wide by 16" tall.

The backer board was 3/4" mahogany type wood, scalloped on the front corner edges and painted black for effect. It is sprayed with a clear coat lacquer.



## Dolphin Clock by Jim Francis

This clock may look familiar to some, and you would be correct. Mr. Ed Stone built one several years ago and showed it at show and tell. I loved the clock and wanted to make one.

The project started several months ago when I wrote Ed an e-mail asking if he had any plans for the dolphin clock still in his possession. He not only had drawings but several left-over parts. We agreed to meet on the following Saturday and discuss the clock. This was the first of many Saturday visits. Ed's consulting fee was quite reasonable.... just donuts and coffee.

The project turned out to be much more difficult than I originally expected. Carving was the most challenging to me. Integrating the clock mechanism into a wood case and allowing for movement of working parts caused us to scratch our heads many times. What caused most of our trouble was that the clock mechanism arrived with a back swinging pendulum rather than front swinging as ordered. The unit also had to be returned several times because of improper striking on the hour. In any event all problems were finally solved, and the clock proudly hangs on my living room wall.

I used mahogany wood with Brown Mahogany Gel stain followed with Clear Gel. The Thomas Point Lighthouse and skipjack design uses a reverse painting technique on the glass. It was a custom order, which I designed, from one of the few in the country that can still do this. The gold leaf strings running North and South make it a true Lyre Clock. Clock dial is custom made with my name and city on it.



I cannot give enough credit or praise to Ed for his help and guidance. His library of catalogs personal contacts, knowledge/experience made the task enjoyable and shortened my learning curve by months. Oh, by the way, my donut intake during this project was higher than normal, but I managed to maintain my former weight. Can't speak for Ed.



A student enjoying her class' train from the toy workshop.




# Shop of the Month

Paul Dodson

Paul's basement shop is divided into two rooms. The larger room (shown below) is 12' x 25' and houses his main woodshop where wood prep and sanding are done as well as building cabinets, shelves and whatever woodworking projects need doing.






One wall of Paul's shop contains his recently completed sanding station that features the base cabinet and wall shelf that he shared in previous newsletters.



Paul's smaller room (12' x 14') houses the Historical Scroll Saw Museum of Glen Burnie aka Pauls scroll saw shop. The scroll saw shop is where all his scroll sawing and pyrography are done. He has a collection of 24 scroll saws dating from the late 1800's to present. All of the saws work and can be brought down and used. He uses the Excalibur religiously and then the DeWalt. He has held classes in his shops. Let's hope he does it again soon.



# AWG Member Mentors

**Want to learn a new skill?** AWG has many member-mentors to help you. See the list below to contact one.

**Have a vexing woodworking problem?** There may be many other members with the same situation. AWG has a “problem box” where you can anonymously place your problem or question for discussion and possible solutions at the next meeting. You will find the box at a table near the meeting hall entrance door (when we are back in session at the church). Until then send your problems to the editor, President, or other AWG officer.

<b>Last Name</b>	<b>First Name</b>	<b>Phone</b>	<b>E-mail</b>	<b>Mentor Subject</b>
Ames	Don	410-268-0509	dfames@verizon.net	Use and maintenance of Edge Tools (planes, chisels, scrapers)
Applegate	Patrick	410-426-8287	patrick__applegate@comcast.net	Finishing with Shellac (brushed and padded)
Arndt	Michael	410-960-3239	MarylandWoodPro@gmail.com	General wood finishing & finish restoration/repair
Ashby	Bob	410-969-2910	toolsrus58@comcast.net	Shapers, router tables and tooling for same
Borland	Andy	410-647-1242	AHBorland@aol.com	Box making
Chavez	Harry	410-863-5940	harry.chavez@gmail.com	Intarsia
Dodson	Paul	410-760-5382	pdwoodcrafts@verizon.net	Scroll saws and scrolling
Harvey	Dennis	240-463-4641	denharv@aol.com	Pen making
Hirrlinger	Jack	410-798-1339	tjhirr@verizon.net	Toys, tricks and puzzles
Luck	Jim	410-647-6622	jfl639@verizon.net	Inlay and shaker boxes
McDonald	Chris	410-326-1685	cmcdonald@thewavaz.com	Cabinets



# AWG OFFICERS

(June 2021 — May 2022 Term)

President – Bill Schneck

1st Vice President – Ken Davis

2nd Vice President – Bruce Mitchell

Secretary – Jim Menefee

Treasurer – Vince Antonioli

Tour Coordinator – Open

Program Chairperson – Chris Desautels and  
Phil Christenson

Newsletter Editor – Duncan Adams

Historian - Jim Francis

Endowment Coordinator – Bill Carbin

Entertainment Coordinator – Paul Dodson

Show Coordinator– Open

Show & Tell Coordinator – Bill Carbin

Special Projects Coordinator – Open

Membership Chairperson – Tom Dettweiler

Librarian—Lloyd Gleason

Charity Coordinator—Andy Borland

Webmaster— Tyler Quevedo

Education Chair—Rick Hodgdon

## MEMBERSHIP and MEETINGS

Membership is open to all interested Woodworkers.

Annual Dues: New Members Joining between Jan and June: \$50; joining between July and Sept \$25; Free between Oct and Jan, but be sure to “re-up” the following year! For current members 2020 dues roll over into 2021!

### General Membership Meetings:

2nd Thursday of each month 7 PM

Davidsonville United Methodist Church

819 W Central Ave, Davidsonville, MD 21035

### Executive Board Meetings:

4th Thursday of the Month at 7 PM

By phone/video until further notice

All are welcome at board meetings

Contact a board member for invitation

## CONTACT INFORMATION

Correspondence:

**Annapolis Woodworkers Guild**

P.O. Box 6001

Annapolis, MD 21401

Website:

**Annapoliswoodworkers.org**

## AWG's Supporting Vendors



### **Exotic Lumber Company**

1610 Whitehall Road, Annapolis, MD 21409

410-349-1705 [WWW.Exoticlumber.com](http://WWW.Exoticlumber.com)



### **Somerset Door and Column Company**

174 Sagamore Street, Somerset, PA 15501

800-242-7916 [WWW.Doorandcolumn.com](http://WWW.Doorandcolumn.com)



### **Klingspor**

2555 Tate Boulevard Southeast, Hickory, NC 28603

800-645-5555 [WWW.Klingspor.com](http://WWW.Klingspor.com)



### **American Woodcrafters Supply**

212 East Main, Box G, Riceville, IA 50466

800-995-4032 [WWW.Americanwoodcrafterssupply.com](http://WWW.Americanwoodcrafterssupply.com)



**Bruso Hardware LLC**  
67-69 Greylock Avenue  
Belleville, NJ 07109  
212-337-8510 [WWW.Brusso.com](http://WWW.Brusso.com)



**Lake Erie Toolworks**  
1234 Irwin Drive, Erie, PA 16505  
815-528-4337  
[WWW.LakeErieToolworks.com/Pages/Club](http://WWW.LakeErieToolworks.com/Pages/Club)  
10% Online Discount Code: **AWG10**



**Würth Wood Group**  
6660 Santa Barbara Road  
Elkridge, MD 21075  
410-796-7600  
[WWW.Wurthwoodgroup.com](http://WWW.Wurthwoodgroup.com)



**Hartville Tools**  
Hartville, OH  
800-345-2396  
[WWW.Hartvilletool.com](http://WWW.Hartvilletool.com)

**MARYLAND SELECT HARDWOODS**  
7470 Mason Springs Road, La Plata, Maryland  
301-743-2225 [Dennis.Woodruffi@gmail.com](mailto:Dennis.Woodruffi@gmail.com)

**Timberline Farms Sawmill**  
Arnold Sewell, owner/operator  
13000 Old Frederick Rd, Sykesville, MD  
Phone (410) 707-0158