

# The Colonial Woodcutter

## The Newsletter of the Annapolis Woodworkers Guild

Meeting 7:00 PM March 14th, Davidsonville United Methodist Church



Meeting Speaker  
Bob Ortiz

March 2024

# Contents

March 2024 President’s Message.....	3
March Monthly Meeting.....	4
Donated Boards for Toy Workshop .....	4
November Speaker: Bob Ortiz.....	4
March Raffle Items.....	5
Notice to All Guild Members.....	5
February Meeting.....	6
Show and Tell .....	7
February Raffle Winners.....	11
Annual Financial Report.....	12
February Speaker: Gary Rogowski.....	13
Online Mastery Program .....	14
Dovetail Tip.....	15
Toy Workshop Feedback.....	16
Tip of the Month.....	17
AWG Member Mentors .....	18
AWG Officers .....	19
AWG’s Supporting Vendors .....	20

## *Newsletter Submissions*

If you have new projects, tools or fixtures that may interest to others, or if you have found a wood related news story, please share them with the Guild. Send a description, with pictures if possible, for inclusion in the Colonial Woodcutter to the editor, Duncan Adams at [duncanladams@gmail.com](mailto:duncanladams@gmail.com). Items submitted by the first Thursday of the month will be published.


Many thanks to those who contributed to this month’s issue.

# March 2024 President's Message

Dear Guild Members

Spring seems to be right around the corner – perhaps that Pennsylvania rodent was correct this year! A sure sign of spring at my house is the return of robins. Each year they arrive around this date in one huge bunch and systematically denude every single berry from several large holly trees in my back yard – it's quite a sight! Interestingly, no other bird seems to care for holly berries.

Spring, of course, is a time for cleaning and for renewal. For the Guild it is an opportunity to tune up our bylaws and to start the process of acquiring new volunteers for leadership positions. We will be looking for folks (that's you) to fill open positions on the Board of Directors: someone to coordinate tours, someone to act as Historian, someone to handle special projects. We will also be looking for someone to accept the role of 1<sup>st</sup> Vice President (to rotate into President the following year) and we will be looking for relief in our Program Committee spots. Your Guild needs your help and ideas to remain strong and vibrant – and everyone is qualified!



In other matters, we had a good response to our donated hardwood at our last meeting, “selling out” quickly – please remember that donations for the wood go directly to our toy building program. You can pay with cash or by check to the Guild treasurers at our next meeting. If you missed out Rick Hodgdon will bring most or all of the remaining wood to the March meeting.

One last reminder – be sure to take care of your yearly dues if you have not done so already. Pay these to the treasurer and get a new sticker for your name tag. Finally, consider bringing something for “show and tell”. This segment of the meeting seems to always have some interesting ideas and novel solutions to problems – exactly as it should and exactly the mission of the Guild.

I hope to see you all at our next general meeting! Don't forget to adjust those clocks!

Carl Wick

# March Monthly Meeting

Thursday, March 14th, 2023, 7:00PM

**Davidsonville United Methodist Church**

**819 W Central Ave, Davidsonville, MD 21035**

Please join us for our monthly meeting of the Guild. Please consider contributing to the “show-n-tell.” If you have an item you wish to show bring it to any meeting, leave it on the front table. There you will find a sign up clip board. Please write your name and description of the item. When your turn comes describe your project including wood species, finish, special techniques you used and any unusual problem you had to solve.

If you want to show off a project that is too large to bring to the meeting you have the option of showing your work via video or pictures. If you want to present a video or pictures at the meeting contact Chris Desautels before the meeting date at: [Christopher.desautels@gmail.com](mailto:Christopher.desautels@gmail.com) or 301-332-8490.

## Donated Boards for Toy Workshop

As last month, Rick Hodgdon will be bringing some of the boards donated for the toy workshop. There will be 8 walnut and 4 cherry boards plus a couple of mystery boards (identification pending a run through the planer) available at bargain prices. All sales will be used to finance the Guild’s toy workshop group.



## November Speaker: Bob Ortiz

Bob Ortiz makes a return visit to the Guild this month. Robert Ortiz Studios, in Chestertown, Maryland, designs fine, contemporary furniture in the Shaker and Japanese traditions. Custom-crafted from exquisite woods selected with Robert’s artistic eye, each piece—be it chair, table, cabinet or bed—is created to realize the clients’ aspirations for their home.

## March Raffle Items

These fine items will be raffled at the March meeting.



Triton journal, pencils  
& sharpener



\$50 HValley gift card



Merle Clamp


### Notice to All Guild Members

Please remember that Guild dues for 2024 are due. You can pay your \$50 dues by check, made out to AWG and mailed to the treasurer Vince Antonioli at the address below. You can also pay via PayPal through the web site.

Vince Antonioli  
23408 Neck Road  
Aquasco, MD 20608

# February Meeting

President Carl Wick welcomed the gathering and opened the meeting with some remarks. He reminded the members that the 2024 dues are overdue.



Rick Hodgdon talked about plans to institute a program of individual instruction in which guild members will offer one on one classes in their shops. He will be passing around a sign-up sheet for volunteer instructors at the March meeting.

Rick also told the group that he had brought some of the donated wood which can be purchased during the break. All the boards that he bought were sold.

## Show and Tell

Carl Wick made a four side grain-match box to test a technique he found in a magazine. The trick is to resaw a board, using the inside of the board as the outside of the box. Carl brought a cardboard model to show how the parts would be arranged.



Chris McDonald brought pictures and samples of a bench that he made for his wife. The seat of the bench, which matches the dining room table he made, is made of ambrosia maple.



Ann Sentinella showed us a pair of three layered crosses that she made for her granddaughters.



Dennis Harvey brought in several surplus sheets of laminate. He offered it to the attending members for \$5 per sheet with the money going to the Guild's toy making effort.



Rodger Young teaches craft classes for girls (age 9 to 12). His current project is a weaving class and he's made looms of his own design, one for each of the fifteen girls in the class. The frame is constructed with cherry.



Bruce Saylor brought this maple inlay on cherry decorative plaque. The butterfly inlay is abalone.




Many years ago Jim Menefee carved this sign for some friends' business. The friends have since retired and sold the business and now Jim has the sign. The plaque itself is a single carving – the boat is separate pieces attached to the plaque. The wood is mahogany and the letters are gold leaf.



# February Raffle Winners

The regular monthly raffle was conducted by Paul Dodson. The lucky members below won some fine prizes.



Chris McDonald

6-PC Forstner Bit Set



Rodger Young

Rockler \$50 Gift Card



Gary Johney

RALI-matic Swiss Plane



# Annual Financial Report

Treasurer Vince Antonioli presented the annual financial report. The numbers are summarized below.

## Current Financial Status and Balances

Account	Amount
General Fund	\$5,524.85
Endowment Fund	\$30,649.00
<b>Total</b>	<b>\$36,398.90</b>

## Detailed Ledger

Account Category	Amount
<b>Endowment</b>	
Speakers	\$600.00
Classes	\$502.82
Wharton Esherick Trip	\$272.83
<b>Total Endowment</b>	<b>\$1,375.65</b>



General		
<b>Income</b>		
Dues	\$5,052.50	
Raffle Income	\$1,260.00	
Dinner	\$2,610.00	
Outside Donations	\$3,000.00	
<b>Total Income</b>	<b>\$11,922.50</b>	
<b>Expenses</b>		
Toys	\$3,865.45	Total from the appropriation from the Guild and donations. Carry over for 2024 -- \$634.55.
Raffles	\$746.32	Positive amount of \$513.68
Christmas Dinner	\$3,541.37	There was a deficit of \$931.37.
Rent	\$960.00	
Insurance	\$669.00	
Misc.	\$414.94	
<b>Total Expenses</b>	<b>\$10,197.08</b>	Carryover of \$1,715.42; General Fund.

## February Speaker: Gary Rogowski

Gary Rogowski, the Director of The Northwest Woodworking Studio and a woodworker, author and podcaster, addressed the meeting remotely from his shop in Portland, Oregon. He presented two of his videos discussing techniques for fixing various kinds of common woodworking mistakes. Some wood damage mistakes included drilling tear out, plywood edge tear out, dings and dents, and black stain (from iron). Construction mistakes discussed were joint gaps, loose tenons and uneven legs.

Please note that the web link in the February newsletter had a typo in it. To view Gary's site use the link below.

<https://northwestwoodworking.com/>



# Online Mastery Program

## with Gary Rogowski

*The Colonial Woodcutter presents this promotional material on request of last month's speaker Gary Rogowshi.*

The Online Mastery Program with Gary Rogowski trains students to design and build handmade furniture in an online class format. Applicants must work to a schedule and on project deadlines while building out of their own shop. All classes, videos, and critiques are given on Zoom. The OMP runs for a two year period starting in October each year. We are currently accepting applications for the start of a new OMP group in 2024.

Students design and build a total of 11 pieces over the two year period as they develop a signature style of their own. Projects have been chosen to teach certain methods, techniques, and approaches while at the same time allowing each student room to explore his or her own style. To request a prospectus, please

Check out the website and the Online Mastery Program page.

<https://northwestwoodworking.com/online-mastery/>

### **Notes from former students:**

Matt Lynch, Wichita, KS

I am not sure I have the words to adequately express my thanks to you for these last years. When I started this journey I had no idea where the course would take me and my creative mind. You gave us the tools to develop our creative side and begin to become designers and dare I say Artists. Thank you forgiving so much of yourself to this process and all of us.

Michael Kemling, Atlanta, GA

On a slightly different note, I want to thank you. Thank you for your knowledge, your time, your patience, and the opportunity to learn from you. You are one of the best teachers I know. I look forward to taking more classes from you in the future. All the best, Michael

Mike Lecky, Ontario, CA

Thank you Gary for sharing your knowledge and experiences. The learning of the past 18 months has been very high.

# Dovetail Tip

Phil Christenson

Although this tip has been around for quite some time, it worked so well for me that I felt compelled to pass it on.

Faced with cutting through dovetails with small pins (which means large tails), I recalled a suggestion from Bill Schneck to check out a method used by Michael Pekovich. Even after cutting out most of the waste on the pin board with a good quality fret saw, there is still a lot of material to remove. When using a chisel to clean out the waste to accommodate a wide tail, there is a risk of being too aggressive with the chisel and going past the layout line, leading to unsightly gaps which can be hard to fix. And it takes quite a bit of time to do the chisel work.



In a Fine Woodworking article (May/June 2020), Pekovich describes an easy to build work station which allows a router with a short, straight, bearing-guided bit to easily clean out the waste leaving a flat bottomed space for the tail. (Note that Bob Van Dyke had a video demonstrating a similar technique in 2014.) The work station has a wide top shelf to hold the router steady and clamps to keep the workpiece square to the router. It was quick and easy to make the cuts and just a bit a clean-up left a very nice pin board. The method can be adapted to half-blind dovetails by adding a fence to limit the depth of cut. In addition, this work station can be used for other dovetailing operations and can partially substitute for a bench-mounted woodworking vise.

# Toy Workshop Feedback

This thank you note was set to the toy group by a pre-kindergarten teacher at Park Elementary.



Dear Annapells Woodworking  
Guild,

Thank you so much for the  
handcrafted toys you made  
for my Pre-K students and  
my classroom. My students  
made you cards. Although  
you may not be able to read  
them all, know they were  
made with love. Thank you  
again for your generosity.  
Sincerely,  
Janet Sumath

This worthwhile effort requires a lot of time and also a lot of money. Lumber, parts, dolls and supplies have to be purchased to sustain this effort. The Guild's treasury can only pay part of the expense, for the remainder we must rely on donations. If you wish to contribute please contact the treasurer, Vince Antonioli, and be sure to let him know that your donation is intended for the toy workshop. Sincere thanks to the members who donated last year.




## Tip of the Month

### QUICK TIPS



**File & Chisel Protectors.** *Charles Mak of Calgary, Alberta,* didn't like his files and chisels rolling around and getting damaged in his workbench drawer. To keep them protected, he uses inexpensive pipe insulation. This insulation has a slit in the side and is easy to cut to length for each tool.



**Glue Cup & Brush Keeper.** To keep his glue brush off his workbench and at the ready, *Paul Pennock of Galena, Ohio,* made this simple glue station for his shop. It's simply a block of wood with a large hole near one end to hold a plastic cup and a groove to hold the glue brush.

This month's tip is reproduced with the permission of Woodsmith Magazine.

# AWG Member Mentors

**Want to learn a new skill?** AWG has many member-mentors to help you. See the list below to contact one.

**Have a vexing woodworking problem?** There may be many other members with the same situation. AWG has a “problem box” where you can anonymously place your problem or question for discussion and possible solutions at the next meeting. You will find the box at a table near the meeting hall entrance door (when we are back in session at the church). Until then send your problems to the editor, President, or other AWG officer.

<b>Last Name</b>	<b>First Name</b>	<b>Phone</b>	<b>E-mail</b>	<b>Mentor Subject</b>
Ames	Don	410-268-0509	dfames@verizon.net	Use and maintenance of Edge Tools (planes, chisels, scrapers)
Applegate	Patrick	410-426-8287	patrick__applegate@comcast.net	Finishing with Shellac (brushed and padded)
Arndt	Michael	410-960-3239	MarylandWoodPro@gmail.com	General wood finishing & finish restoration/repair
Ashby	Bob	410-969-2910	toolsrus58@comcast.net	Shapers, router tables and tooling for same
Carbin	Bill	410-647-0393	carbinwilliamj@yahoo.com	Box making
Chavez	Harry	410-863-5940	harry.chavez@gmail.com	Intarsia
Dodson	Paul	410-984-8488	pdwoodcrafts@verizon.net	Scroll saws and scrolling
Harvey	Dennis	240-463-4641	denharv@aol.com	Pen making
Hirrlinger	Jack	410-798-1339	tjhirr@verizon.net	Toys, tricks and puzzles
Luck	Jim	410-647-6622	jfl639@verizon.net	Inlay and shaker boxes
McDonald	Chris	410-326-1685	cmcdonald@thewavaz.com	Cabinets

# AWG Officers

## (June 2023 —May 2024 Term)

President – Carl Wick  
1st Vice President – James Cowan  
2nd Vice President – Ken Davis  
Secretary – Jim Menefee  
Co-Treasurers – Vince Antonioli and  
Rodger Young  
Tour Coordinator – Open  
Program Chairperson – Chris Desautels and  
Phil Christenson  
Newsletter Editor – Duncan Adams  
Historian - Open

Endowment Coordinator – Bill Carbin  
Entertainment Coordinator – Paul Dodson  
Show Coordinator– Open  
Show & Tell Coordinator – Bill Carbin  
Special Projects Coordinator – Open  
Membership Chairperson – Tom Dettweiler  
Librarian—Lloyd Gleason  
Charity Coordinator—Andy Borland  
Webmaster— Tyler Quevedo  
Education Chair—Rick Hodgdon

### MEMBERSHIP and MEETINGS

Membership is open to all interested Woodworkers.

Annual Dues: Current members renew dues in January at \$50.

New members added during the course of the calendar year will be assessed dues that are a pro-rata portion of the remainder of the full calendar year during the month joined.

#### General Membership Meetings:

2nd Thursday of each month 7 PM  
Davidsonville United Methodist Church  
819 W Central Ave, Davidsonville, MD 21035

#### Executive Board Meetings:

4th Thursday of the Month at 7 PM  
By phone/video until further notice  
All are welcome at board meetings  
Contact a board member for invitation

#### CONTACT INFORMATION

Correspondence:

**Annapolis Woodworkers Guild**  
P.O. Box 6001  
Annapolis, MD 21401

Website:

**Annapoliswoodworkers.org**

## AWG's Supporting Vendors



### Exotic Lumber Company

1610 Whitehall Road, Annapolis, MD 21409  
410-349-1705 [WWW.Exoticlumber.com](http://WWW.Exoticlumber.com)



### Rockler Woodworking & Hardware

12975 Fair Lakes Shopping Center Ste 2975  
Fairfax, VA 22033  
571-435-8030  
<https://www.rockler.com/retail/stores/va/fairfax-store>



### Somerset Door and Column Company

174 Sagamore Street, Somerset, PA 15501  
800-242-7916 [WWW.Doorandcolumn.com](http://WWW.Doorandcolumn.com)



### Klingspor

2555 Tate Boulevard Southeast, Hickory, NC 28603  
800-645-5555 [WWW.Klingspor.com](http://WWW.Klingspor.com)



### American Woodcrafters Supply

212 East Main, Box G, Riceville, IA 50466  
800-995-4032 [WWW.Americanwoodcrafterssupply.com](http://WWW.Americanwoodcrafterssupply.com)



**Bruso Hardware LLC**  
67-69 Greylock Avenue  
Belleville, NJ 07109  
212-337-8510 [WWW.Brusso.com](http://WWW.Brusso.com)



**Lake Erie Toolworks**  
1234 Irwin Drive, Erie, PA 16505  
815-528-4337  
[WWW.LakeErieToolworks.com/Pages/Club](http://WWW.LakeErieToolworks.com/Pages/Club)  
10% Online Discount Code: **AWG10**



**Würth Wood Group**  
6660 Santa Barbara Road  
Elkridge, MD 21075  
410-796-7600  
[WWW.Wurthwoodgroup.com](http://WWW.Wurthwoodgroup.com)



**Hartville Tools**  
Hartville, OH  
800-345-2396  
[WWW.Hartvilletool.com](http://WWW.Hartvilletool.com)

**MARYLAND SELECT HARDWOODS**  
7470 Mason Springs Road, La Plata, Maryland  
301-743-2225 [Dennis.Woodruffi@gmail.com](mailto:Dennis.Woodruffi@gmail.com)

**Timberline Farms Sawmill**  
Arnold Sewell, owner/operator  
13000 Old Frederick Rd, Sykesville, MD  
Phone (410) 707-0158