

# COLONIAL WOODCUTTER NOVEMBER, 2017

*President's Angle*  
*Dave Tate*



It's time to enter the Guild's semi-annual Education Fund \$500 Award raffle again! If you didn't get your ticket last month, be sure to get one this month. The prize will be awarded at the Christmas Dinner and you have up to a year to cash in! You can spend the award on any woodworking class of your choosing, but since the money is paid directly to the school, you don't have to pay up front. This is the seventh time the award will be presented, and you'll want to be the lucky winner!

The November meeting is the last regular meeting of the year, since we always have the Christmas Dinner in place of the December meeting. If you haven't bought your ticket's yet, you have only until November 30 to sign up. It's the same price as last year at \$35 per person.

As always, we are asking for donations of homemade toys to be given away for Christmas. Please bring them to the Christmas Dinner. We'll also be having a raffle of gifts for people attending the dinner, and the hope is that enough members will contribute to the gift raffle so that everyone takes a gift home with them! And back by popular demand is the ornament exchange! Everyone that brings a handmade ornament, gets to take one home with them in exchange. This year's grand prize is a DeWalt 12- inch sliding compound miter saw. Definitely a great Christmas gift to open Christmas morning! Of course, we all know you'll be using it way before then!

Right after Christmas is the Woodworking Show in Baltimore on January 5-7, 2018. This is probably our best opportunity to recruit new members, so we want to have lots of items on display, and plenty of members staffing the booth. Contact Candee Van Iderstine if you can help.

AWG Guild meeting is November 9, 7:00 PM  
Davidsonville United Methodist Church  
819 Rt. 214  
Davidsonville, Md

*More info on page 25.*

# EXPERIENCED SAWDUST WITH Tim Roman

By Andy Borland



**Q. TELL US ABOUT YOURSELF: HOMETOWN, BACKGROUND, EDUCATION, PROFESSION, AND OTHER INTERESTS.**

I was born in Pittsburgh and our family moved to western Maryland when I was twelve. I call LaVale, Maryland my hometown. Following high school, I entered the Air Force and spent twenty years as a Signals Intelligence Analyst, living in various places around the U.S. and the world, finishing my career at Fort Meade. I then spent twenty years working as a civilian for the National Security Agency at Fort Meade and various places in Europe and the Middle East. I fully retired 18 months ago. Besides woodworking, I enjoy camping, reading, and astronomy.

**Q. WHAT WOODWORKING PUBLICATIONS DO YOU READ AND WHICH ONE DO YOU REFER TO MOST OFTEN?**

I subscribe to *Wood*, *Fine Woodworking*, *Popular Woodworking*, *Woodworkers Journal*, *Woodcraft*, and *Woodsmith* magazines. I also check out their online sites often, particularly the video section at Fine Woodworking which is the best I've seen.

I subscribe to a number of YouTube channels, including those from Jay Bates, April Wilkerson, The Wood Whisperer, and Stumpy Nubs. They all have some great ideas and good instruction.

**Q. HOW LONG HAVE YOU BEEN INTERESTED IN WOODWORKING?**

I've made things like utility shelves and other storage pieces for decades. Moving around the world meant I was a bit restricted when buying tools for a long time. I didn't become interested in fine woodworking until 2010.

I built this European Oak side table entirely with hand tools (saws, chisels, hand planes, and spoke shave) in 2011 in a class with Paul Sellers when he was still teaching in northern Wales.



This is a nightstand I built in the cabinetmaking class at MASW in 2010.

**Q. HOW LONG HAVE YOU BEEN A MEMBER OF OUR GUILD? WHY DID YOU JOIN OUR GUILD?**

I joined the Guild in January 2016 when I retired from government service, planning to spend more time woodworking. I enjoy hanging out with other woodworkers because it helps me learn more about the craft.



## Q. WHAT GOT YOU INTERESTED IN WOODWORKING?

In 2010, my wife and I returned to our home in Glen Burnie after a three year posting to the American Embassy in Berlin, Germany. We had some plans for renovations and I thought it would be good to get some training so I could do some work on my own. I found Marc Adam's School of Woodworking online and signed up for their basic 5-day cabinetmaking class that August. I ended up buying a few hand tools I hadn't used since high school shop, having no idea how to properly use and maintain them.


Zane Powell was the instructor and at the end of five days I was hooked. I learned various types of joinery and many fundamentals of using both hand and power tools. At the end of the week I had a very nice cabinet with a raised panel door and dovetailed drawer. It still sits next to my bed as a nightstand. I was very excited to learn more and set up a nice shop.



**This year I've been refinishing the 100+-year old White Oak dining room table from our old family home in western Maryland. The house was sold and my mother moved into a small apartment. In the "before" photo, you can see that the leaves are much lighter than the main table surface. I hope to finish it this winter after completing my travels**

## Q. WHAT ARE YOUR FAVORITE WOODWORKING PROJECTS?

I primarily build boxes now and these were made of scrap Pine while testing a dovetail jig for another project. The "one-by" lumber was too thick so I sculpted them using my table saw at a slight angle. The lids are cherry. These are boxes I made for family members for Christmas last year from a variety of woods and veneers for some of the lids.





**Q. HAVE YOU RECEIVED AWARDS OR RECOGNITIONS FOR ANY OF YOUR WOODWORKING PROJECTS, IF SO WHAT WERE THEY FOR AND BY WHOM?**

I've never bothered entering any contests. I'm happy with the occasional "ooooo's and aaahhhh's" I get from friends and family.



**I made this veneered box in a class with Adrian Ferrazutti in 2016. The exterior veneer is from a matched flitch of Walnut. The interior veneer is Cherry. The trim pieces that hide the joinery for the Baltic Birch plywood are Wenge.**

**Q. WHAT OR WHO HAS INFLUENCED YOUR WOODWORKING INTEREST?**

Every instructor I've ever had positively influenced me. In particular, I was lucky to have taken a hand tool only class with Paul Sellers in Wales in 2011. I learned more about planes, chisels, saws, and spokeshaves in just six days than I had imagined possible. Though I won't give up power tools, I know that hand tool work is an important part of my woodworking.

I took Doug Stowe's box making class at MASW several years ago and came away convinced that boxes are the way to go as I try to do more woodworking in retirement. He also inspired me to try to be more artistic in my work.

I recently took a class at MASW from Adrian Ferrazutti in making beautiful veneered boxes and have begun using those methods as well.

I've taken two classes from Mike Pekovich from *Fine Woodworking* magazine, building Arts and Crafts style pieces from quartersawn White Oak. I made a nice wall cabinet for my mother and still have to finish a sofa table that is nearly complete.

Every single instructor I've had has been wonderful.

**Q. DESCRIBE YOUR WORKSHOP (LOCATION, SIZE, POWER TOOLS, IMPORTANT HAND TOOLS, JIGS COMMONLY USED AND IS THERE ANYTHING UNUSUAL ABOUT YOUR SHOP.**

My workshop is only 10' x 13' and use to be the front portion of a one-car garage. I walled up the garage door and replaced it with a standard door years ago. Despite the size, I have a full collection of power tools, including a table saw, miter saw, scroll saw, jointer, thickness planer, drill press, two band saws, and dust collection. I have a 10' x 14' shed in the backyard and plan to empty it of most of the junk inside it so I can use it as my milling shop. I already store most of my raw shop. lumber there. I'll keep a track/circular saw there, and move my miter saw, jointer, one of my band saws, and planer there as well so I can prep the various pieces and get them smooth and down to rough size so I can do the finer work and assembly in my main workshop.



**Q. HAS OUR GUILD PROVIDED YOU WITH WHAT YOU EXPECTED FROM US?**

In just my first 18 months as a member, the guild has far surpassed what I expected. I should have made the time to join much sooner.

**Q. ARE YOU DOING ANYTHING NOW THAT GIVES YOU GREAT JOY?**

I haven't done much woodworking since early Spring because of travel and some large, non woodworking projects around the house. I'll be home for the winter, beginning in November, and plan to buckle down to finish a few pieces of furniture for my mother and make plenty of Christmas gifts, mostly boxes, for family.





# GUILD INTERESTS

## New Membership Dues and Calendar:

As most of you know memberships will be changed to a calendar year basis starting 1 Jan 2018. Most of you have paid a prorated amount in the last year or have received a refund for overpayment. The new dues of **\$36.00** will begin on 1 Jan for the calendar year 2018. For those of you who do not attend meetings you can pay using Paypal or by mail to our PO Box attn. Treasurer. There are a few folks who are paid through a date well into 2018. I will contact each of you separately by email and let you know what to pay. Thank you for your cooperation. If you have any questions, please contact me at [bjfrankel@yahoo.com](mailto:bjfrankel@yahoo.com).

# *Christmas Ornament Exchange*

By popular demand the ornament exchange is back. For the dinner this year each family should bring in an ornament to exchange. We would prefer that all ornaments be handmade. For those of you who are not craftspeople you are allowed to purchase one. PLEASE wrap your ornaments.

All ornaments will be collected at the door.

At some time during the party, we will be giving ornaments out to those who brought one. You will not get your own back.

Bring your ornaments and let's have fun. I want everyone to go home with something.




**HAPPY  
BIRTHDAY**



***BEST WISHES TO ADAM SCHMITT***

## NEW MEMBER KEM KING

At the last General Meeting I had the pleasure of interviewing Kem. He was born in Children's Hospital in D.C. He lived in Washington and went to Coolidge H.S. He joined the United States Navy and served active duty for two years and was in the Reserves for four more years. Kem lives in Greenbelt, Maryland. He is married and has a 24-year old son. He is a retired Prince George's firefighter (28 years). He found us at the Wood Show in Baltimore. He is an active scroll sawer and has made many Christmas ornaments on a yearly basis.



He told me his wife will not let him stop making his ornaments. Other than scroll sawing he claims to know very little about woodworking. He really enjoys our meetings and wants to take as many classes as he can that are offered by the Guild.

Article and Photo by Andy Borland

### *Memorial Service for Vicki Kunde*

**DECEMBER 2, 2017,  
1:00 P.M.  
AMERICAN LEGION  
POST 60  
2 MAIN STREET  
LAUREL, MD. 20707**





# November's Speaker

**JOHN C. HARRIS** owns Chesapeake Light Craft, the Annapolis-based purveyor of wooden boat kits and plans. His long tenure at CLC was preceded by a passion for boatbuilding and small craft that stretches back to earliest childhood. His first successful design was launched age 14. More paddling, rowing,



and sailing craft followed quickly, though he paused to get a degree in music, his second passion. After college he established a career as a builder and designer of small wooden boats. Twenty-three years later, he's shipped 32,000 boat kits and seen his designs built in more than 70 countries. Chesapeake Light Craft is the largest boat-kit company in the world. His work as a designer and builder ranges from dinghies to large multihulls and from kayaks to powerboats. He lives on the shores of the Chesapeake Bay near Annapolis with his wife, daughter, and a rotating fleet of interesting small boats.



## Upcoming Speakers

- December:** No speaker. Christmas Party  
**January:** Dani and Mike Brass, [brasscrafted.com](http://brasscrafted.com)  
**February:** Joe Gorleski, Vacuum Press Veneering  
[Joewoodworker.com](http://Joewoodworker.com)

## Drawings

By Paul Dodson

We currently have 3 types of drawings. All drawings are for members only. Each one is explained below:

**Main Drawing:** Held each month. Tickets are \$1.00. This raffle includes at most 3 items: \$50 Lowes card and at least 2 other items. These 2 items are normally donated by members. Items donated will be held by the raffle chairperson for the next raffle period. All items are valued at \$99 or less.

**Nick Carlucci Donation:** Held each month until depleted. Tickets are FREE to active members. \$100 gift card from Lee Valley.

**Big Drawing:** Held twice a year. Tickets are \$5.00.

### Drawings for November

**Nick Carlucci Donation:** Tickets are free to active members. **\$100 gift card from Lee Valley.**

**Main Drawing:** Tickets are \$1.00. This month's items: **\$50 Lowes gift card, Incra Hinge crafter, and a Wolfcraft clamp.**




# Raffle



Jim Menefee took a router home.




Wayne Johnson won the \$50.00 Lowe's gift card.




*Photos by Andy Borland and Candee Van Iderstine.*





Jim Jordan won the Carlucci prize.



Tom Parbuoni won the 5-in-1 tool kit.



## ANNAPOLIS WOODWORKERS GUILD TOY WORKSHOP CHARITIES


MILLS PAROLE ELEMENTARY  
CENTRAL SPECIAL SCHOOL  
CENTRAL ELEMENTARY  
TYLER HEIGHTS ELEMENTARY  
CAPE ST CLAIRE ELEMENTARY  
BELLE GROVE ELEMENTARY  
HILLTOP ELEMENTARY  
OAKWOOD ELEMENTARY  
FERNDALE EARLY LEARNING CENTER  
THE LIGHTHOUSE SHELTER  
CISCO HOUSE  
SARAH'S HOUSE

THE TOY MAKERS HAVE BEEN REALLY BUSY  
AND HAVE CREATED SOMEWHERE BETWEEN  
1500 AND 2000 TOYS TO BE GIVEN TO LOCAL  
BOYS AND GIRLS AT CHRISTMAS TIME.

# SHOW & TELL



Jack Hirrlinger brought in his toy dump truck.



Photos by Andy Borland & Candee Van Iderstine.





Bruce Taylor showed several boxes, plus a music box.






A Lego tray made from Maple and Walnut by Kevin Newton.



Rich Van Iderstine refinished a bowl he made in the seventh grade.







Roger Young shows his puzzle cube.

Barry Frankel wood burned two plates.







Doug Pringle made this basket for the Mens Bible Study group.





Walton Rogers had to replace a bracket, as a result of some roughhousing boys, on his sunburst headboard he made years ago.





# Whatnots



Chest of Drawers, 1795-1820  
 Madison County, Kentucky.  
 Cherry, Poplar, other woods  
 39 1/4 x 39 3/8 x 20 7/8



Kentucky Online Arts  
 Resources  
[Koar.org](http://Koar.org).




Plain Sawn



Plain sawn lumber




Rift sawn lumber




Rift sawn

Quarter sawn



Quarter sawn lumber



Architectural Woodwork Institute  
46179 Westlake Drive  
Suite 120  
Potomac Falls, VA 20165  
571-323-3636

# Mentor List



Last Name	First Name	Phone	E-mail	Mentor Subject
Ames	Don	410-268-0509	dfames@verizon.net	Use and maintenance of Edge Tools (planes, chisels, scrapers)
Applegate	Patrick	410-426-8287	pappleg@jhmi.edu	Finishing with Shellac (brushed and padded)
Arndt	Michael	410-551-8588	MarylandWood-Pro@gmail.com	General wood finishing and finish restoration/repair
Ashby	Bob	410-969-2910	toolsrus58@comcast.net	Shapers, router tables and tooling for same
Borland	Andy	410-647-1242	AHBorland@aol.com	Box making
Chavez	Harry	410-863-5940	harry.chavez@gmail.com	Intarsia
Dodson	Paul	410-760-5382	pdwood-crafts@verizon.net	Scroll saws and scrolling
Hirrlinger	Jack	410-798-1339	tjhirr@verizon.net	Toys, tricks and puzzles
Luck	Jim	410-647-6622	jfl639@verizon.net	Inlay and shaker boxes
McDonald	Chris	410-326-1685	cmcdonald@thewavaz.com	Cabinets



## Support Our Sponsors

---

<b>Wurth Wood Group</b> 6660 Santa Barbara Rd. Elkridge, MD 21075 800-935-6229	<b>Hartville Tools</b> Hartville, OH 44623 Hartvilletool.com 800-345-2396	<b>Exotic Lumber Co.</b> 1610 Whitehall Rd. Annapolis, MD 21409 410-349-1705
---	--	---

---

<b>World of Hardwoods</b> 809 Barkwood Ct. Suite #1 Linthicum, MD 21090 410-636-3991	<b>Brusso Hardware LLC</b> 67-69 Greylock Ave Belleville, NJ 07109 Brusso.com 1-212-337-8510	<b>Klingspor</b> 2555 Tate Blvd. S.E. Hickory, NC 28603 Klingspor.com 800-645-5555
--	--	--

**Somerset Door &  
Column Company**  
174 Sagamore St.  
Somerset, PA 15501  
Doorandcolumn.com  
800-242-7916

**American Woodcrafters Supply**  
212 East Main, Box G  
Riceville, IA 50466  
Americanwoodcrafterssupply.com  
1-800-995-4032

---



## OFFICERS

The Executive Officers for May, 2017- May, 2018 are:

President - Dave Tate

1st Vice President - Richard Hodgdon

2nd Vice President - Will Hottle

Secretary - Phil Carroll

Treasurer - Karl Hoke

Membership Chairperson - Barry Frankel

Program Chairperson - Phil Christenson

The other officers are:

- Newsletter Editor - Ritch Valentich
- Education Chairperson - Pat Applegate & Mike Arndt
- Librarian - Lloyd Gleason
- Endowment Coordinator - Mike Arndt
- Entertainment Coordinator - Paul Dodson
- Show Coordinator-
- Show & Tell Coordinator - Jack Hirrlinger
- Special Projects Coordinator - Harlan Ray
- Tour Coordinator - Harlan Ray
- Charity Coordinator - Andy Borland
- Historian - Jim Francis
- Webmaster - Dave Tate

General Membership Meetings:

2nd Thursday of each month 7 PM

Davidsonville United Methodist Church,

819 Route 214, Davidsonville, MD

Address correspondence to:

Annapolis Woodworkers Guild

P.O. Box 6001

Annapolis, MD 21401

**Website:**

**[Annapoliswoodworkers.org](http://Annapoliswoodworkers.org)**

Executive Board Meetings:

4th Thursday of each month 7PM

Champion Realty

711 Bestgate Road

Annapolis, MD

Parking at rear of building. Use elevator to access lower level. Doors are open from 6:30 to 7:00. If arriving after 7:00 you will need to call Dave on 410-562-3605 or another meeting attendee.

**Annual Membership Dues: \$36.00**