

# Colonial Woodcutter

## June, 2017

### *President's Angle* *Dave Tate*



<i>President's Angle</i>	1	Hello Fellow Woodworkers and Friends,
<i>Experienced Sawdust</i>	2-7	
<i>Guild Interest</i>	8-24	I am proud and honored to serve as President of the Guild. I hope to make some significant accomplishments during the year, including
<i>Raffle</i>	25	creating new activities and reviving some activities that we haven't done in quite a while. Anybody up for a road trip?
<i>Show &amp; Tell</i>	26-27	
<i>More Guild Interest</i>	28-29	
<i>Mentor List</i>	30	
<i>Wit, wisdom</i>	31	Many members have been with the Guild much longer than the five years I've been here, and I'll be calling on their experience and expertise to help the Guild move forward. But I'll also be talking to the newer members to get a fresh outlook on the kinds of things they're interested in. New techniques and technologies are available that old-timers may not be interested in, but many younger members are techno-savvy and we want them to use that ability in their woodworking. Laser cutter classes have already been arranged for July, and CNC router classes are planned for the fall. Come to the meetings for announcements, and make sure you don't miss out!
<i>Sponsors</i>	32	
<i>Contacts</i>	33	

The next regular AWG Guild meeting will be June 8, 2017 at 7PM at:

Davidsonville United Methodist Church  
819 Rt. 214  
Davidsonville, MD

The next AWG Board meeting will be June 22, 2017 at 7PM at:

Champion Realty  
711 Bestgate Rd  
Annapolis, Md

More info on page 33.

Group projects and classes are a great way for members to share their ideas and learn new ones. We will continue to expand those areas to provide the community service that is an important part of our mission, and to help new members become accomplished woodworkers. We'll also be helping kids build birdhouses again at the Annapolis Home Show in September, so join in the fun!

I hope to personally meet every one of you, so introduce yourself and tell me what you think we need to be doing. It's your Guild too, and I need your help to make it better than ever.

Dave

# **EXPERIENCED SAWDUST WITH BILL SCHNECK**



## **Q. TELL US ABOUT YOURSELF: HOME TOWN, BACKGROUND, EDUCATION, PROFESSION, AND OTHER INTERESTS.**

I'm a life-long resident of Anne Arundel County. I was born and raised in Linthicum, Maryland, where I lived most of my life. In 1997 I moved to a house I built in Pleasant Plains and remained there with my fiancé, Margaret Vosbury, for the past twenty years.

I graduated from Andover High School and Anne Arundel Community College with an Associates of Arts degree in Communication Arts. I continued at the University of Maryland, University College, but never completed the degree.

Early in my career, I utilized my AA degree and worked designing instructional programs for the University of Maryland, University Hospital, Anne Arundel Community College, and Howard County Board of Education. My true interest as a teenager, however, was becoming a volunteer firefighter at the Linthicum Volunteer Fire Company. I enjoyed the excitement and challenges as well as the camaraderie the fire service offered. In 1977, this led me to accept a position as a career firefighter in the Anne Arundel County Fire Department. I advanced through the ranks and finished as a Battalion Chief. In September 2015, I retired after thirty-eight years with the fire department.

## **Q. HOW LONG HAVE YOU BEEN INTERESTED IN WOODWORKING?**

I guess it started when I was around twelve years old and took a woodworking class in high school. I enjoyed working with my hands, but never had the opportunity or space to develop woodworking skills until I moved into my house in 1997. For the past twenty years, I've been able to do some furniture, like cabinets, and other projects for my house.



CHERRY CURIO CABINET BUILT FROM PLANS IN WOOD MAGAZINE.



A GREENE AND GREEN ROCKING CHAIR CONSTRUCTED OF AFRICAN MAHOGANY AND EBONY PLUGS. THE ROCKERS ARE BENT LAMINATED.

**Q. TELL US A BIT ABOUT WHY YOU JOINED OUR GUILD, AND HOW LONG YOU HAVE BEEN A MEMBER.**

I've been a member for a little less than 18 months, and have found the Guild provides a vast amount of knowledge and skills among the members. I've enjoyed the speakers and the fellowship the Guild offers as well as the classes. Just in the short time I've been a member, the training has been valuable in expanding my woodworking skills.

**Q. HAVE YOU RECEIVED AWARDS OR RECOGNITION FOR ANY OF YOUR WOODWORKING PROJECTS? IF SO, WHAT WERE THEY FOR AND BY WHOM?**

None, other than maybe a comment from a relative or friend.



WAINSCOT THAT  
BILL POCKET  
JOINTED.

A LOST STICKLEY TABLE FROM POPULAR WOODWORKING CONSTRUCTED OF QUARTER-SAWN WHITE OAK WITH A MISSION DYE STAIN AND AN OIL/VARNISH FINISH.



**Q. WHAT WOODWORKING PUBLICATIONS DO YOU READ, AND WHICH ONE DO YOU REFER TO MOST OFTEN?**

I subscribe to *Fine Woodworking* and *Popular Woodworking* magazines and I am member of *Fine Woodworking Online*. I'll often go on-line to search for an answer or refer to a small reference library of books and DVDs.

## **Q. WHAT GOT YOU INTERESTED IN WOODWORKING?**

I always had an interest in woodworking. In the early nineties, I enjoyed watching Norm Abram and the New Yankee Workshop and thought I would like to do the woodworking in the show. Also, I had a co-worker who was an excellent self-taught woodworker who encouraged me to pursue the craft, and when space permitted, I started doing small projects around the house and eventually started taking woodworking classes.

## **Q. WHAT ARE YOUR FAVORITE WOODWORKING PROJECTS?**

I enjoy making furniture pieces of the various periods like Shaker, Arts & Crafts, and Federal. I especially enjoy doing the details, like inlay, on Federal pieces and like the simplicity of the Federal design. Recently, I took Andy Borland's box making class and really enjoyed making smaller woodworking projects with a limited amount of material.

## **Q. WHAT OR WHO HAS INFLUENCED YOUR WOODWORKING INTEREST?**

I started taking woodworking classes in 2005, and in 2012 completed the Woodworking Masters' program at Marc Adams School of Woodworking in Franklin, Indiana. I found each class improved my woodworking skills and introduced me to some new technique or process. Also, because of the quality of the instructors, I've been exposed to the years of knowledge and skills the instructors bring into the classrooms. Steve Latta has been a strong influence for me in pursuing construction of Federal furniture.



**WALNUT JEWELRY BOX-** SMALL MITERED BOX WITH THE GRAIN MATCHED. BILL VENEERED WALNUT BURL TO THE TOP AND USED MAPLE FOR THE SIDE TRAYS. THE FINISH IS A SPRAY LACQUER.



THIS WAS A PROJECT CLASS THAT BILL TOOK FROM STEVE LATTA AT THE MARC ADAMS SCHOOL OF WOODWORKING. THE TABLE IS MADE OF WALNUT AND HAS TWO DROP LEAVES AND A FLYRAIL TO HOLD THEM OPEN. THE FINISH IS TEN COATS OF SHELLAC AND THEN WAXED. THE OVALS ARE MADE OF HOLLY AND SAND SHADED. THE STRINGING IS ENGLISH SYCAMORE. THE BANDINGS ARE MADE FROM ANIGRE AND ENGLISH WALNUT. THE DRAWER IS HAMMERED VENEER WALNUT BURL, AND THE DOVETAIL DRAWER IS TRIMMED WITH WALNUT COCKBEAD.



**Q. DESCRIBE YOUR WORKSHOP AND WHAT TOOLS YOU HAVE, AND IS THERE ANYTHING UNUSUAL ABOUT YOUR WORKSHOP?**

I've taken over about half of my basement, which is about 18'X32'. The first tool I bought was a 10- inch Delta Contractors saw with a 30" Unifence. I slowly added other tools like a bench top planer, 6" jointer, 14" band saw, and drill press. Over the years, I've added a complement of hand tools. I built my own workbench from plans in Christopher Schwarz's magazine article in *Woodworking*. I like to blend modern machine methods for preparing material with traditional hand tools, like planes and chisels, for joinery and preparing for final finish.



**ASH WORKBENCH-** THE BENCH IS A REPLICA OF THE GERMAN HOLTZAPFFEL WORK BENCH. THE TOP IS 8/4 ASH AND MEASURES TWO FEET BY SIX FEET. THERE IS A 24-INCH FACE VISE WITH TWIN SCREWS. THE TOP HAS BENCH DOG HOLES. THE MINI BENCH IS MADE FROM ASH AS WELL. THIS BENCH ALSO HAS A QUICK RELEASE VISE.

# Guild Interest

Many long time members of the Guild will remember Carl Love. Sadly, Carl passed away earlier this month and his Death Notice was in the May 21 Sunday Capital. Carl was somewhat of a "Renaissance Man" as he had many skills and interests.



Carl took an avid interest in the Guild and often brought in objects for Show and Tell which spanned the spectrum from new gadgets he had concocted to nicely done wooden items.

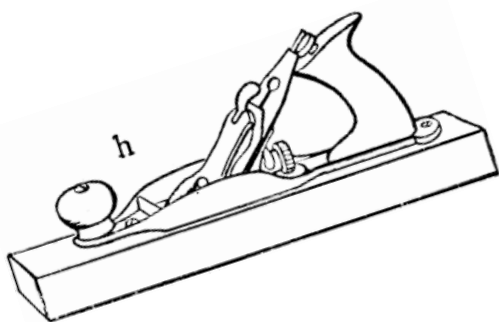
He had advanced degrees in Chemistry and a Law Degree from George Washington University. He was a respected Intellectual Property litigator and a managing partner in a law firm. In addition to woodworking, Carl's many interests included photography, gardening, and skiing, and his passion was sailing. He had made transatlantic crossings in a 38' sloop. He will be missed.



## SWAP SHOP




**JULY'S MEETING WILL BE A TIME TO SELL, SWAP, AND GIVE AWAY TOOLS YOU HAVEN'T OR WON'T USE.**





## Memories of George Swisher

It is not often that a volunteer organization has a member like George Swisher. George was not one of the founding fathers of the Annapolis Woodworking Guild, but he joined the group shortly thereafter. He held most of the board positions as well as President. His presence and leadership helped form the structure, mission statement, and core principles of the Guild. Through his hard work and efforts, the Guild not only survived but grew well beyond his dreams. Even in his later and failing years, he was still working hard and thinking of the Guild. George left his fingerprints all over the Guild. No AWG member, past or present, influenced the Guild more than George.



For many years, George was the “go to guy” for woodworking problems. His knowledge and experience were sought by many. In fact, at one time during his tenure, t-shirts were made saying, “What would George do?” It was only natural that he became the Guild training head for many years. To honor his extensive and significant contributions, the AWG Board position, *George Swisher Education Chairman*, was established. Many members have experienced his mentorship and now cherish the knowledge that he so willingly shared. I am one of those most grateful people.

I asked George for woodworking help on numerous occasions. He often invited me to his shop to work out a solution. Someone once said you could not go into his shop without learning something. That was ever so true. On some of those visits during rest periods, George and I would brainstorm on how to improve the Guild. George knew all the past history and was always open to new ideas. However, his knowledge was invaluable as a sanity check on any changes. Some of those discussion results are now a permanent part of the Guild.

My first experience with George was as a student in a router workshop. As expected, it was organized, well implemented, and taught not only the basics of routing, but applied them by making an Adirondack Chair during the class. For many more years George conducted training using the same style and principles. His training covered both one-on-one as well as group sessions. George had certain core values that were not negotiable. He demanded perfection and dedication from you as well as himself. These core values were easily recognized and adopted by others.

If I had to guess what legacy George would want, it would be to never accept second best or defeat, work hard, and practice, practice, practice until the best result is achieved.

*Jim Francis*

## MEMORIES FROM MEMBERS

Most would say George was outspoken, both with those he knew and those he did not know. He was not shy about voicing his thoughts on anything from woodworking to politics. In most cases, while discussing a problem or subject, you would get an opinion whether you asked for it or not. Here are a few examples:

George Swisher was one of the first people I met after joining the Guild. He was a very accomplished, knowledgeable woodworker who was a great mentor, and I learned a lot from him. Although his blunt personality could sometimes rub people wrong, I still consider him a good friend and an important contributor to the Guild.

-- Dave Tate

In one of my early conversations with George, the question of my woodworking equipment came up. While listing the equipment that I had, I mentioned that I had a table-top saw. George: "Why would anyone want a table-top saw?"

I explained that my shop was 23 feet long and seven feet wide, and equipment was wheeled in and out through the door when used.

"Get a bigger door," replied George with a chuckle!

Bill Carbin

While building the Guild podium with George, he asked me to close a paint can. After doing so, George said, "You need a lesson on painting." I found out that the proper way to seal a can was to clean all the paint from the lid mating surface before replacing the lid. Hence, a better seal could be obtained. I follow that advice today.

Jim Francis



**AWG needs someone to step up and claim the Program Chair. It is not as hard as one would think. I did it for several years and it is more stressful then doing the newsletter, but not as bad as hand sanding. You won't have to do it alone. I will assist anyone who wants the glory of bringing in enlightening speakers to awe, inform, and entertain your fellow members.**

**Studies have shown that volunteering to help the Guild enables you to be a skilled craftsman, live longer and win lotteries more frequently.**

**First person to contact President Dave Tate or your humble editor will also receive a 50 year old single malt Scotch whisky.**

**DavidTate678@mail.com**

**rvalentich180@gmail.com**



## June's Guest Speaker

Juan C. Baret, as you can see, makes bats, but not like you and I used. Check out his website now, and Juan on June 8th at the membership meeting.  
[baretbats.com](http://baretbats.com)



# AWG BUDGET - 2017-18

## INCOME

Annual Dues	\$4,000.00
PayPal Dues	650.00
Christmas Dinner	3,500.00
Donations (Raffle & others)	1,200.00
Donations Gifts	
Sales- DVDs/T-shirts/Hats	200.00
Educational Programs	4,000.00
Special Projects	2,000.00
CD Interest	20.00
Transfer from Endowment	10,643.00
<b>TOTAL INCOME</b>	<b>\$26,213.00</b>

## EXPENSES

Hall Rental	\$960.00
Insurance	673.00
Christmas Dinner	4,000.00
Timonium Wood Show	400.00
Sponsor – DUMC (Golf & Craft)	500.00
Postage & Office Supplies	200.00
Newsletter	100.00
Membership Committee	280.00
Web Operation	400.00
Software	300.00
Educational Programs	10,000.00
Educational Awards	1,500.00
Project Supplies (Toys & Classes)	3,000.00
Honorarium	1,200.00
Gifts & Awards	300.00
Carlucci Awards	1,200.00
Door Prizes	900.00
Hats, DVDs, Patches, T-shirts	
Miscellaneous	250.00
PayPal Transaction Fees	50.00
<b>TOTAL EXPENSES</b>	<b>\$26,213.00</b>

## The Annapolis Woodworkers Guild

### Education Survey 2017

Your Board of Directors wants to know what you, the membership, want in terms of educational opportunities over the course of the next year. Please take some time to think through what woodworking skills you want to develop this year and we will attempt to match our educational efforts in your direction. We have both internal, knowledgeable members, and external, talented teachers, who can provide the skilled training you need to accomplish your woodworking goals. Just let us know what those goals are and we will try to help you achieve them. Express your needs below and we will try to help you reach whatever level of expertise you seek. You can only fail by not re-

**Special Speakers.** Over the course of the year we will engage a Special Nationally Known speaker for a special weekend such as with Steven Latta last year. We seek your input in this process as to whom you might like to engage. Preliminarily we have thought of Garrett Hack based in Vermont and another Associate Editor of Fine Woodworking specializing in handmade pieces with simple shaker inspired designs and handtooled details. Another possibility is Christopher Schwarz who was past editor of Popular Woodworking and hand tool expert now working closely with Don Williams (shellac and restoration expert) on the Roubo project to reproduce the fabulous French Document on 13<sup>th</sup> century woodworking and inlay processes.

These are only two under consideration, so please give us your input as to other possibilities. We need to hear from you in order to completely fulfill your needs and provide the level of education you require to achieve your goals.

Thank you,  
Patrick Applegate,  
George Swisher Education Chair

**Survey on the following page. Complete & bring to the meeting.**

**I want to learn to:**

- \_\_\_ Make good hand cut joints: dovetails, mortises and tenons, etc.
- \_\_\_ Build cabinets, furniture and case goods with both sheet and solid woods
- \_\_\_ Turn spindles, pens, bowls on a lathe
- \_\_\_ Carve wood in relief or the round
- \_\_\_ Proper set-up and use of woodworking machinery-table saws, planers, bandsaws, etc.
- \_\_\_ Select and use finishes for woodworking projects
- \_\_\_ Scrollsaw and Intarsia techniques for decorative projects
- \_\_\_ Sharpen cutting tools such as saws, chisels, plane blades, and carving tools
- \_\_\_ Design elements in furniture, boxes, turnings and other woodworking projects
- \_\_\_ Understand wood properties, drying and storage techniques
- \_\_\_ Set up and arrange a woodworking shop for maximum efficiency
- \_\_\_ Safety issues including emergency protection, dust collection and noise reduction
- \_\_\_ Use the correct glue for the appropriate application and clamping techniques
- \_\_\_ Match wood and grain patterns for best balance and visual effect
- \_\_\_ Techniques for bending/curving wood
- \_\_\_ Use dyes/stains to color wood
- \_\_\_ Fill grain in open grain woods such as oak and mahogany
- \_\_\_ Proper machining and milling of rough- sawn lumber to flatten and straighten
- \_\_\_ Other woodworking techniques: please describe



## United States Department of the Interior



FISH AND WILDLIFE SERVICE  
Patuxent Research Refuge  
12100 Beech Forest Road, Suite 138  
Laurel, Maryland 20708

APR 06 2017

Annapolis Woodworkers Guild  
P.O. Box 6001  
Annapolis, MD 21401

Dear Guild Members:

On behalf of the staff and the volunteers at Patuxent Research Refuge, I would like to thank the members of the Annapolis Woodworkers Guild for their donation of time and materials in support of the "Build a Bee Box" activity at the National Wildlife Refuge System's Birthday Bash event on March 18, 2017. This event celebrated the 114<sup>th</sup> anniversary of establishment of the first refuge in the Refuge System. The native bee nest box kits you provided were a great success, as evidenced by the fact that all 77 were gone in less than two hours. The children and their parents not only enjoyed nailing the parts of the boxes together, they also enjoyed helping the environment by providing habitat for our native "super pollinator" bees. Also, thank you for sending two volunteers to provide instructions and assistance during the event.

We appreciate your participation in our Birthday Bash, and we hope you will join us for other activities in the future. Thank you so much!

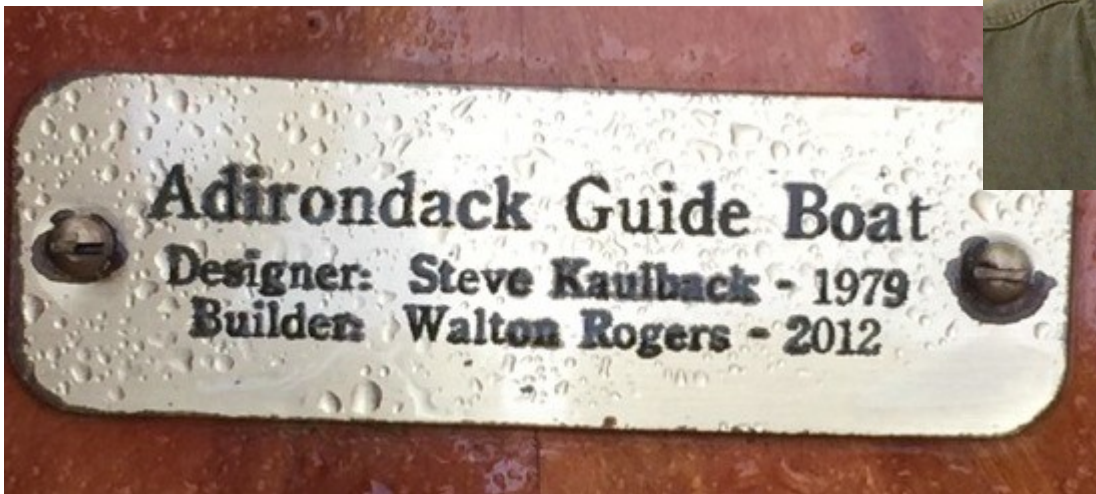

Sincerely,

Brad Knudsen  
Refuge Manager



## MAY'S SPEAKER, OUR OWN WALTON ROGERS

WALTON BROUGHT IN A KAYAK AND  
THE BOAT BELOW. ENJOY THE PHO-  
TOS. WORDS DO NOT DO EITHER PRO-  
JECT JUSTICE.










**WALTON ON THE WATER.**






Rich & Candee Van Iderstine brought in leather scraps. Rich had the job of custom cutting pieces for members. Thanks Candee & Rich.



Bruce Mitchell has his sash for when he wins Mr. Woodworker of 2017.

# New Members

Submitted by Andy Borland



MEET RANDY SISULAK, WHO WAS RAISED OUTSIDE OF CHICAGO AND WAS INTRODUCED TO CARPENTRY BY HIS GRANDFATHER. HE CAME TO MARYLAND TO WORK FOR THE DEPARTMENT OF DEFENSE AFTER WORKING 30 YEARS IN THE UNITED STATES ARMY. AS A SIDE NOTE, HE HELPED BRING RECLAIMED WOOD OUT OF LAKE MICHIGAN. HE WAS INTRODUCED TO THE GUILD AT THE JANUARY WOOD SHOW. HE IS MARRIED WITH 3 GROWN CHILDREN. HE SAYS HE IS A WORK IN PROGRESS, AND EXPECTS TO LEARN A LOT FROM THE GUILD.

OUR NEXT NEW MEMBER IS LEE KNAUSS WHO WAS RAISED IN ALLENTOWN, PA AND IS MARRIED WITH TWO GIRLS. HE LIVES IN DAVIDSONVILLE AND WORKS FOR THE GOVERNMENT. HARLAN RAY INTRODUCED HIM TO THE GUILD (WAY TO GO HARLAN). HE GOT INTERESTED WORKING WITH A WOOD MIZER AND BECAME A WOOD COLLECTOR OF SORTS (WE ALL KNOW HOW THAT IS), WHEN HE HAD NO SHOP. HE IS NOW THE NEW OWNER OF A HUDSON WOOD MILL. FOR YOU OLD TIMERS, HE IS FRIENDS WITH JERRY LACEY.



THE LAST NEW MEMBER IS JOE TAYLOR WHO GREW UP IN ANNAPOLIS AND WENT TO BROADNECK HIGH SCHOOL. HE LIVES IN GLEN BURNIE AND IS A TEACHER AT D.C. METRO AND TEACHES ELEVATOR MAINTAINENCE. HE HAS ALWAYS BEEN INTERESTED IN BUILDING STUFF AND HE HAS ALREADY AMAZED MANY OF US WITH THE THINGS HE HAS BROUGHT TO SHOW AND TELL . REMEMBER THE HAND ROUTER THAT HE MADE WITH A 3-D PRINTER? HE EXPECTS TO BE EXPOSED TO NEW TECHNIQUES AND LEARN A LOT.

# REBORN

By  
Richard Valentich



Disston 12" Backsaw 15 ppi



I bought this saw over 10 years ago at an estate sale for a couple of bucks with the idea of bringing it back to life. Time went by and I realized I would rather make things than sharpen saws with worn down teeth. Then I saw an ad for **Kennebec Saws Sharpening & Restoration** in *Mortise & Tenon* magazine. I sent the owner, Niles Krech, the above photo and the photos to see if the saw was worth the effort to mail to him. He responded to send it and that I could save \$30.00 if I cleaned the rust off myself. Instructions on his website, see below. I sent him the above saw and the one below to put back into shape. Top saw cost \$70.00, below saw was \$50.00, plus \$10.72 shipping. Bottom line, I now have two finely tuned saws that can be used for another hundred years.



Disston 14" Backsaw 13ppi

*Kennebecsaws.com*

## Drawings

By Paul Dodson

We currently have 3 types of drawings. All drawings are for members only. Each one is explained below:

**Main Drawing:** Held each month. Tickets are \$1.00. This raffle includes at most 3 items: \$50 Lowes card and at most 2 other items. These 2 items are normally donated by members. Items donated will be held by the raffle chairperson for the next raffle period. All items are valued at \$99 or less.

**Nick Carlucci Donation:** Held each month until depleted. Tickets are FREE to active members. \$100 gift card from Lee Valley.

**Big Drawing:** Held twice a year. Tickets are \$5.00.

### Drawings for June


**Nick Carlucci Donation:** Tickets are free to active members. **\$100 gift card from Lee Valley.**

**Main Drawing:** Tickets are \$1.00. This month's items: **\$50 Lowes card, portable outfeed table, and 3/8 X 2 expandable dowel pins.**


This month is the drawing for the **\$500 Education Fund.** Tickets are for active members only. We started giving tickets out last month. If you did not get a ticket, you can get yours at the June meeting. One ticket per member.



# Raffle



Bill Schneck won a bag of dowels.



Barry Frankel won the Carlucci prize.

Photos by Andy Borland & Candee Van Iderstine.



Candee Van Iderstine went home with the Lowe's \$50.00 gift card.



Charlie Eyt won a stop block.

# SHOW & TELL



Barry Frankel shows his turned Beads of Courage bowl.



Dave Tate holds his laser engraved wall hanging.





Lloyd Gleason shows what he learned at the joinery class held at Troy Beall's School at Annapolis Woodworks.



Rich Van Iderstine with his carpenter bee trap.

← Dead bees



# Even More Important Reading

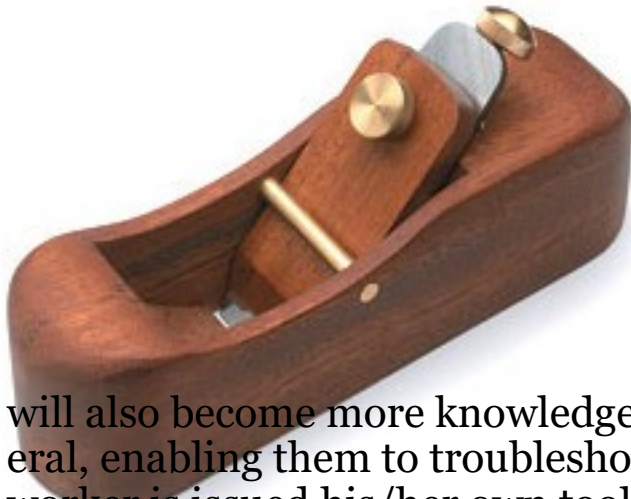
## *Classes at The School of Annapolis Woodworks*

Troy Beall is offering the following classes to our AWG Members for 2017. These classes are offered **only to** AWG members and are not in his published school woodworking schedule for 2017.

The AWG Board has **approved a \$100 tuition subsidy** for each member taking a class. Each class will be offered on both a weekday and weekend. Depending upon your response, a final decision will be made as to the date and/or holding any of the classes.

All classes need a minimum of 5 students.

### Hand Plane



**Course Description:** Students will learn how to make a wooden plane. A handmade wooden plane is light, responsive and capable of the finest smoothing and shaping. In this two-day class, students will employ basic woodworking skills to transform a block of hardwood into a sensitive and lasting tool. As the planes are completed, students will learn or refine sharpening and planing techniques. They

will also become more knowledgeable about a plane's mechanics in general, enabling them to troubleshoot and tune up any plane. Each woodworker is issued his/her own tools used during the class. Wood, glue, sandpaper and finishes are all included in the materials fee.

**Tuition: \$250.00 + Materials fee \$60.00 Held August 24 and 25.**

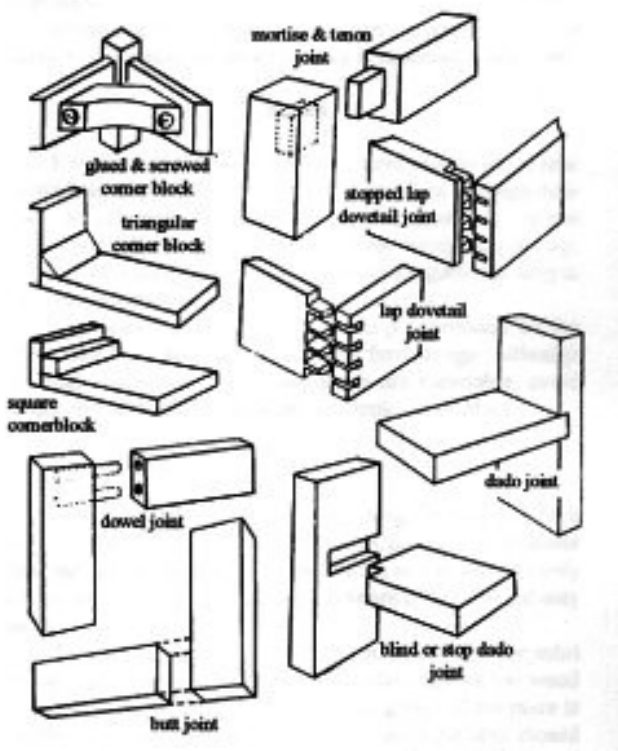
**Two Spaces left for this class.**



## Scroll and Ribbon Tray

**Course Description:** This two-day introductory class focuses on basic carving skill as students make a carved scroll and ribbon tray to take home. These delightful trays trace back to the 1800's, and were used to carry tea and other refreshments into the parlor. Wood, glue, and sandpaper are included in the materials fee.

**Tuition: \$250.00 + \$20.00 materials fee. Held July 20 and 21. 2 Spaces left.**



## Joinery


**Course Description:** This weekend workshop will focus on basic joint-making skills. Students will learn how to cut dovetails, mortise and tenons, lap joints, dados and rabbets. This is a great class to take to learn the basics of cabinetry, case construction and furniture making. Wood, glue, and sandpaper are included in the materials fee.

**Tuition: \$250.00 + \$30.00 materials fee. Held July 22 and 23. 2 Spaces left.**

# Mentor List



Last Name	First Name	Phone	E-mail	Mentor Subject
Ames	Don	410-268-0509	dfames@verizon.net	Use and maintenance of Edge Tools (planes, chisels, scrapers)
Applegate	Patrick	410-426-8287	pappleg@jhmi.edu	Finishing with Shellac (brushed and padded)
Arndt	Michael	410-551-8588	MarylandWood-Pro@gmail.com	General wood finishing and finish restoration/repair
Ashby	Bob	410-969-2910	toolsrus58@comcast.net	Shapers, router tables and tooling for same
Borland	Andy	410-647-1242	AHBorland@aol.com	Box making
Chavez	Harry	410-863-5940	harry.chavez@gmail.com	Intarsia
Dodson	Paul	410-760-5382	pdwood-crafts@verizon.net	Scroll saws and scrolling
Hirrlinger	Jack	410-798-1339	tjhirr@verizon.net	Toys, tricks and puzzles
Luck	Jim	410-647-6622	jfl639@verizon.net	Inlay and shaker boxes
McDonald	Chris	410-326-1685	cmcdonald@thewavaz.com	Cabinets



## Wisdom, Wit & Whatnot



### English Brown Oak *Quercus robur*



English Brown Oak, or pollard oak, varies in color from a light tan to a deep brown with occasional black spots. It produces beautiful but brittle burls. English Brown Oak is considered one of the finest woods in use today, however it is scarce and costly.

Source:

Architectural Woodwork Inst.  
46179 Westlake Dr., Suite 120  
Potomac Falls, VA 20165  
571-323-3636 [awinet.org](http://awinet.org)

## Support Our Sponsors

---

<b>Wurth Wood Group</b> 6660 Santa Barbara Rd. Elkridge, MD 21075 800-935-6229	<b>Hartville Tools</b> Hartville, OH 44623 Hartvilletool.com 800-345-2396	<b>Exotic Lumber Co.</b> 1610 Whitehall Rd. Annapolis, MD 21409 410-349-1705
---	--	---

---

<b>World of Hardwoods</b> 809 Barkwood Ct. Suite #1 Linthicum, MD 21090 410-636-3991	<b>Brusso Hardware LLC</b> 67-69 Greylock Ave Belleville, NJ 07109 Brusso.com 1-212-337-8510	<b>Klingspor</b> 2555 Tate Blvd. S.E. Hickory, NC 28603 Klingspor.com 800-645-5555
--	--	--

**Somerset Door &  
Column Company**  
174 Sagamore St.  
Somerset, PA 15501  
Doorandcolumn.com  
800-242-7916

**American Woodcrafters Supply**  
212 East Main, Box G  
Riceville, IA 50466  
Americanwoodcrafterssupply.com  
1-800-995-4032

---



## OFFICERS

The Executive Officers for May, 2016- May, 2017 are:

President - Will Hottle <president@annapoliswoodworkers.org>

1st Vice President - Dave Tate <vp1@annapoliswoodworkers.org>

2nd Vice President - Bill Carbin <vp2@annapoliswoodworkers.org>

Secretary - Phil Carroll <secretary@annapoliswoodworkers.org>

Treasurer - Karl Hoke <treasurer@annapoliswoodworkers.org>

Membership Chairman - Claire Cole <memchair@annapoliswoodworkers.org>

Program Chairman - Richard Hodgdon <progchair@annapoliswoodworkers.org>

The other officers are:

- Newsletter Editor - Ritch Valentich <news@annapoliswoodworkers.org>
- Education Chairmen - Pat Applegate & Mike Arndt  
<educhair@annapoliswoodworkers.org>
- Librarian - Lloyd Gleason <libr@annapoliswoodworkers.org>
- Endowment Coordinator - Mike Arndt
- Entertainment Coordinator - Paul Dodson
- Show Coordinator- Vicki Kunde
- Show & Tell Coordinator - Jack Hirrlinger
- Special Projects Coordinator - Harlan Ray
- Tour Coordinator - Harlan Ray
- Charity Coordinator - Andy Borland
- Historian - Jim Francis
- Webmaster - Dave Tate

General Membership Meetings:

2nd Thursday of each month 7 PM

Davidsonville United Methodist Church

#819, Route 214, Davidsonville, MD

Address correspondence to:

Annapolis Woodworkers Guild

P.O. Box 6001

Annapolis, MD 21401

**Website:**

**[Annapoliswoodworkers.org](http://Annapoliswoodworkers.org)**

Executive Board Meetings:

4th Thursday of each month 7PM

Champion Realty

711 Bestgate Road

Annapolis, MD

Parking at rear of building. Use elevator to access lower level. Doors are open from 6:30 to 7:00. If arriving after 7:00 you will need to call Will on 410-562-3605 or another meeting attendee.

Annual Membership Dues: \$35.00,